

ROYAL COLLEGE OF ANAESTHETISTS CENSUS REPORT 2007

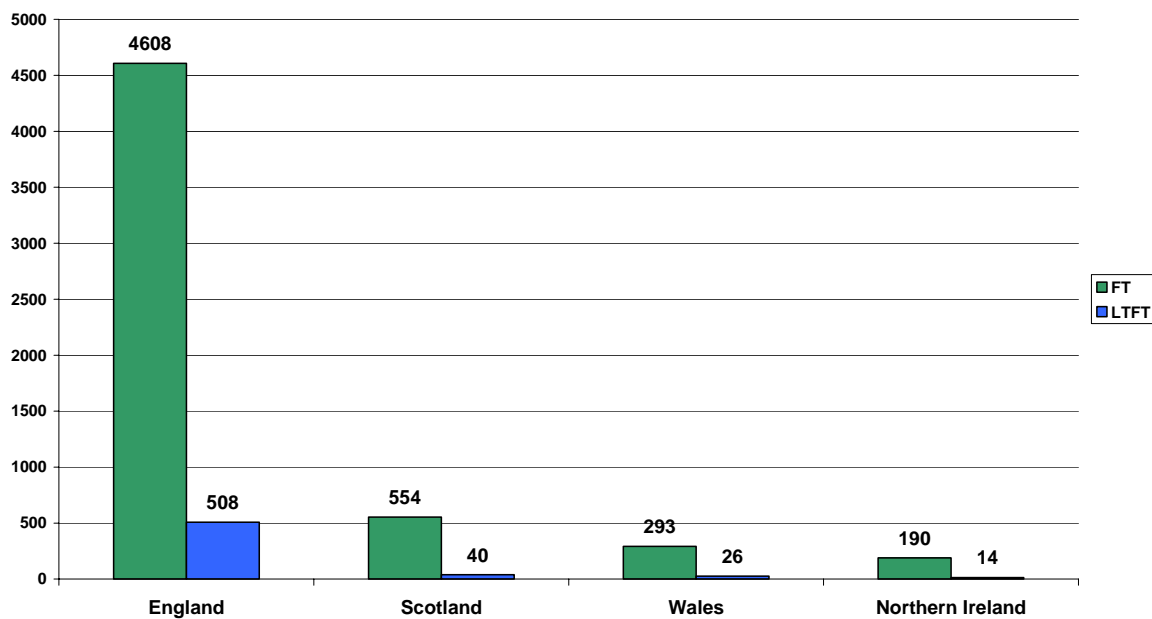
Responding departments, by country

	Hospitals/Trusts	Percentage
England	222	77.9%
Scotland	32	11.2%
Wales	15	5.3%
Northern Ireland	16	5.6%
Total	285	100%

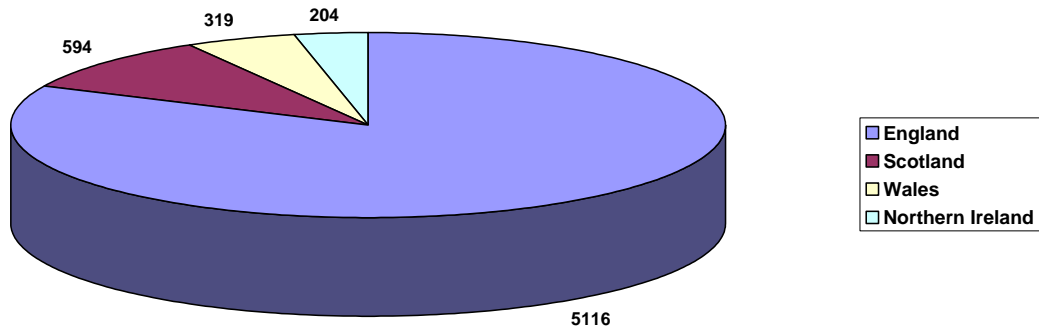
Number of full-time and less than full-time Consultant Anaesthetists

Consultants	Full-time	Less than full-time	All	Proportion of UK consultant workforce
England	4608	508	5116	82.1%
Scotland	554	40	594	9.5%
Wales	293	26	319	5.1%
Northern Ireland	190	14	204	3.3%
Total	5645	588	6233	100%

Number of full-time (FT) and less than full-time (LTFT) Consultants



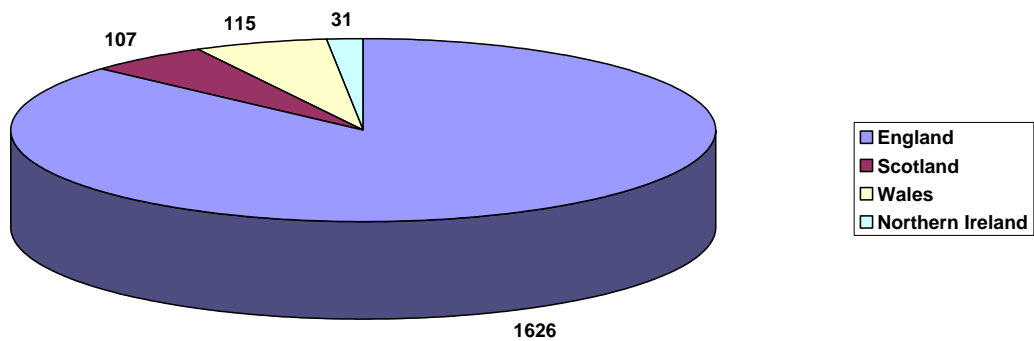
Consultant Anaesthetists by Country



Number of other career-grade anaesthetists (SAS grades)

SAS anaesthetists	Total
England	1626
Scotland	107
Wales	115
Northern Ireland	31
Total	1879

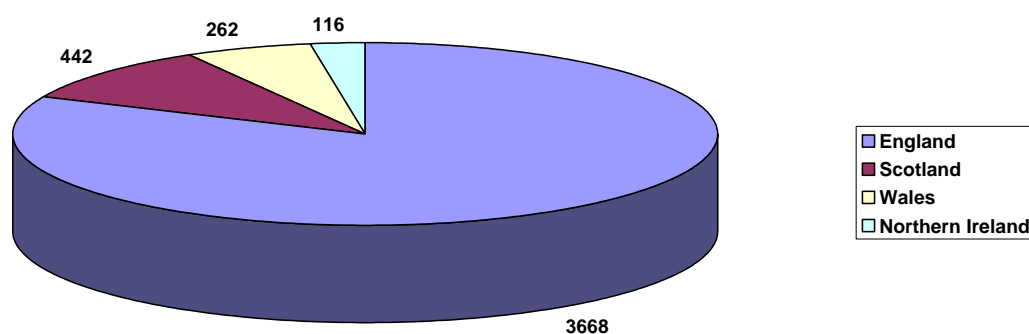
SAS anaesthetists by country



Number of Trainee Anaesthetists

Trainees	Total
England	3668
Scotland	442
Wales	262
Northern Ireland	116
Total	4488

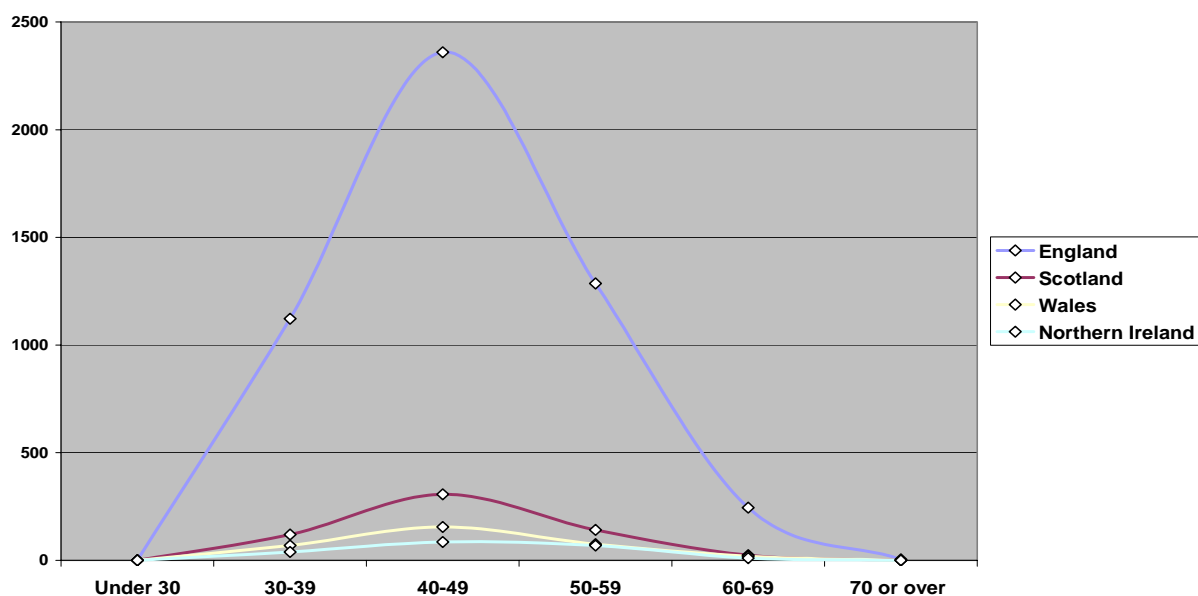
Trainee anaesthetists by country



Age range of Consultant Anaesthetists

Consultants	Under 30	30-39	40-49	50-59	60-69	70 or over	Age Unknown
England	1	1122	2360	1286	245	4	98
Scotland	0	120	307	141	24	0	2
Wales	0	69	155	75	19	0	1
N Ireland	0	39	85	69	10	0	1
Total	1	1350	2907	1571	298	4	102

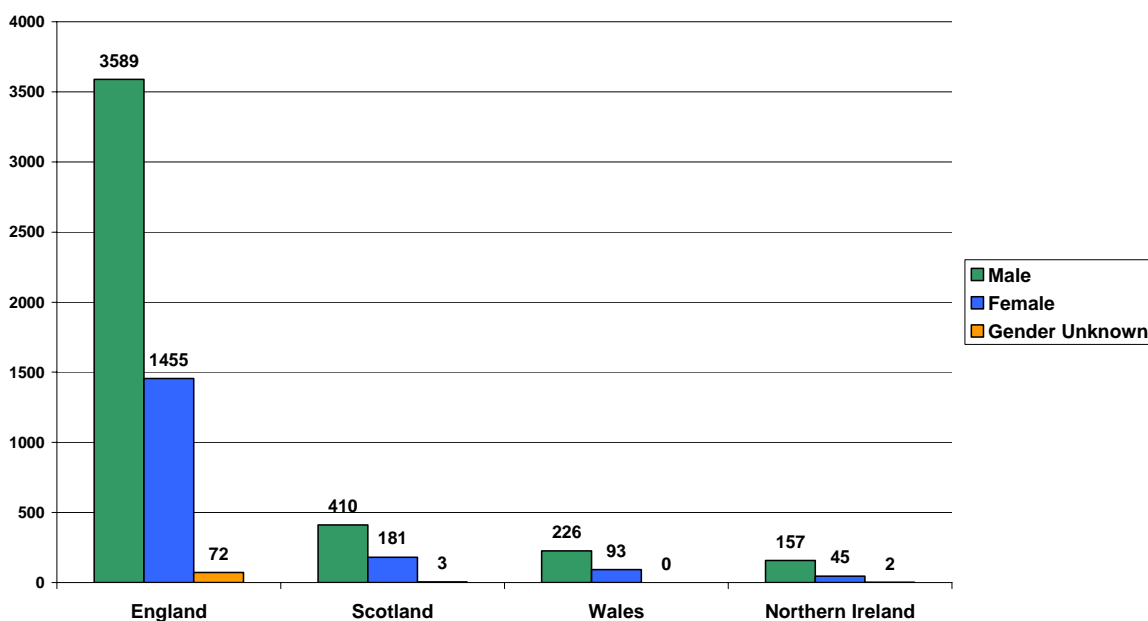
Age of Consultants



Gender of Consultant Anaesthetists

Consultants	Male	Female	Gender Unknown
England	3589	1455	72
Scotland	410	181	3
Wales	226	93	0
Northern Ireland	157	45	2
Total	4382	1774	77

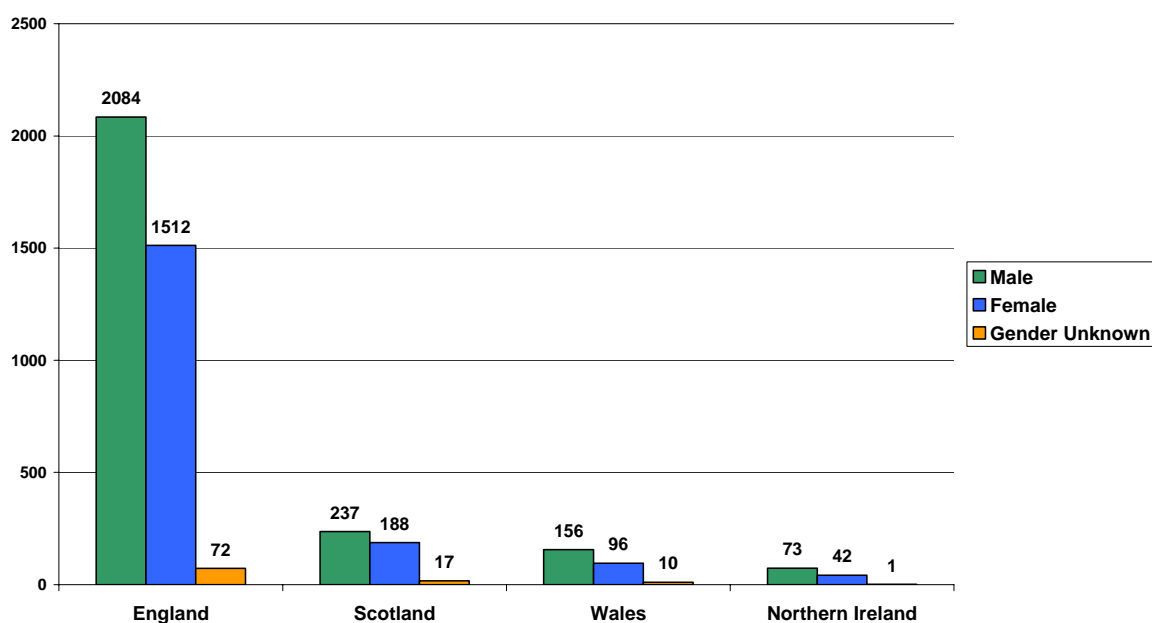
Gender split of Consultant Anaesthetists



Gender of Trainee Anaesthetists

Trainees	Male	Female	Gender Unknown
England	2084	1512	72
Scotland	237	188	17
Wales	156	96	10
Northern Ireland	73	42	1
Total	2550	1838	100

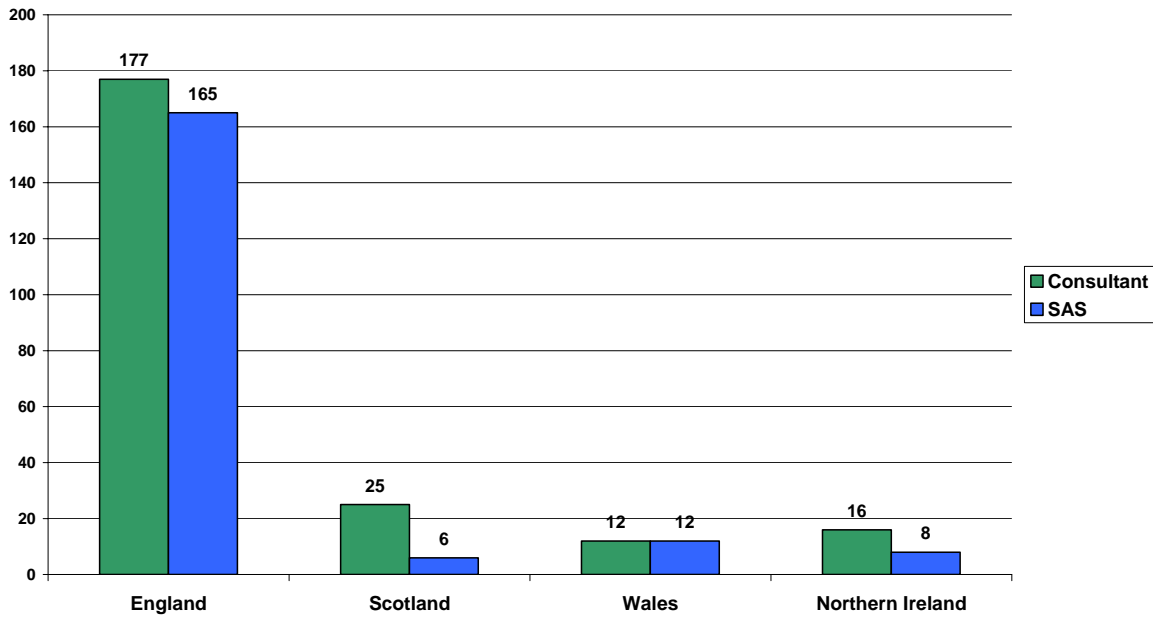
Gender split of trainee anaesthetists



Unfilled posts – Consultant and SAS grades

Unfilled posts	Consultant	SAS	Total
England	177	165	342
Scotland	25	6	31
Wales	12	12	24
Northern Ireland	16	8	24
Total	230	191	421

Number of unfilled posts - Consultant and SAS



Expected retirement of Consultants

Retiring Consultants	By 31 Dec 2008	By 31 Dec 2012
England	179	457
Scotland	23	66
Wales	14	34
Northern Ireland	7	20
Total	223	577

Prospected retirement of Anaesthetists

